

Eurus | S1

Introducing the next level



 **Belmont**

Named after the god of the East Wind, who brought blessed rain to grain fields in ancient mythology, Eurus embodies our passion of bringing state-of-the-art products to dentists in Europe and the rest of the world.

New series. Fresh narrative. Next level.



The Eurus range takes Belmont onto a whole new level.

Comprising the Eurus S1 Holder Type, the Eurus S1 Continental Rod Type, and the Eurus Swivel Chair, each combines style with practicality. Innovative design features include a powerful, intuitive touch-screen, integrated chair foot controls and flexible lighting, all designed to maximise control, convenience and hygiene.



**Eurus S1
Holder Type**
Pages 06-15



**Eurus S1 Continental
Rod Type**
Pages 16-19



Eurus 'Flexible System'
Pages 20-23



Eurus Swivel Chair
Pages 26-27



Eurus S1 Holder Type



Convenient handle



Independent holder



Free adjustment



Over patient arm

The table's vertical range of motion is 525 to 1,505 mm for the contour type chair, giving you all the flexibility you need. The table is held by a counter balance arm, which needs very little effort to move and is locked in position by a pneumatic brake.

Robust construction

The maximum weight capacity has now been increased to 200kg.

Handle facilitates touch-panel operation

The handle is designed for an easy grab-and-move motion. It also offers a convenient resting position for the hand to reduce stress and ensure accurate touch-panel operation.

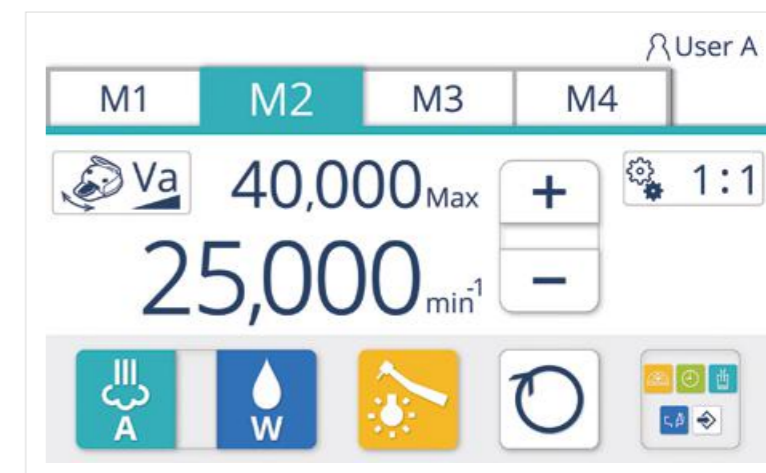
Independent adjustable holder

The handpiece holder is independent from the table and can be freely adjusted across three axes to ensure complete comfort.

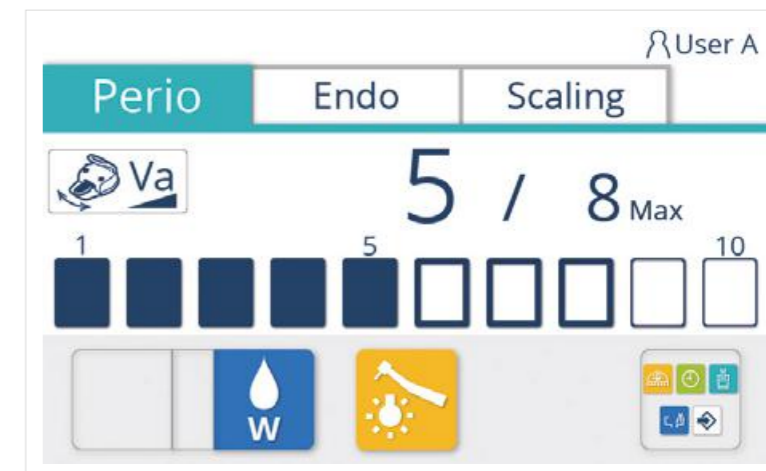
Comprehensive, intuitive touch-screen

The clear and logical touch-screen offers one-touch control across a wide range of functions, with an easy-to-read display that tells you all you need to know at a glance. You can pre-programme settings and also restore to standard settings in just one touch.

Motor screen



Scaler screen



Interface

The interface has been designed to improve efficiency and reduce stress during treatment. When a handpiece is chosen and picked up, the screen displays only necessary information, helping you to concentrate on the treatment.

Motor

The touch-screen has been designed in such a way that you no longer need to refer to a chart in order to calculate torque. The micro motor, turbine and scaler each have their own screen, with operating levels clearly displayed. You can store different settings as well, and choose RPM, torque and rotational direction with one touch of the screen.

Scaler

From the handpiece setting screen, you can choose treatment modes (periodontal, endodontics and scaling) with a single touch of the screen.

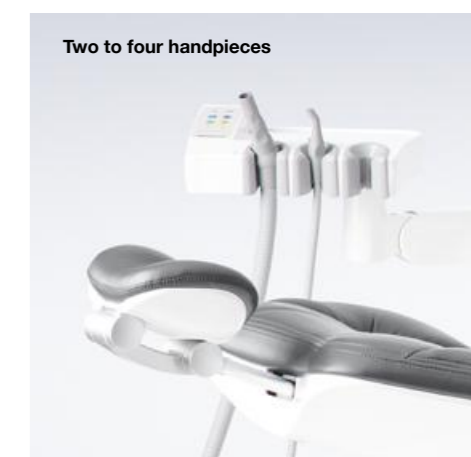
Flexible efficiency



Assistant holder



Safety switch



Two to four handpieces

Assistant holder

The wide tray of the assistant holder both extends and rotates. It's designed so that the assistant has enough workspace, and includes space for a tissue box or small extra tray. There's also a touchpad for intuitive control, and the assistant can operate the chair, light, cup filler and bowl flush.

Safety switch system

The safety switch detects if there's an overload on the assistant arm and prevents interference with objects, such as stools, ensuring a high level of safety.

Optional outlets

The assistant holder can accommodate between two and four handpiece outlets – for example to accommodate a curing light, syringe or second HVE. Simply choose what works the best for you and select your preference when purchasing your chair.

A wealth of new features

Concealed enclosure

The space inside has been expanded for a large-capacity bottled water system. As an option, this could be supplied with Amalgam Separator if required. As everything is now enclosed, the outer unit looks neater and more attractive.



LED Indicator



Easy access



Vacuum system



Safety LED indicator

The Eurus S1 comes with an LED safety indicator that shows the lock-status of the dental chair once treatment commences, allowing the dentist or assistant to check at a glance that the unit is safely locked in position.

Low-level warning

An outer display light shows that the water bottle is in place and ready to use. If the water level gets low, the blue light changes to a flashing orange one, telling you it needs refilling. A warning also appears on the touch-screen. That way, you never have to worry about the supply running out in the middle of a procedure.

Concealed chair utility panel

Lift the lid to reveal the air and water pressure indicators, air moisture bleed off valve, water on/off tap and unit electrical system protection fusing.

Vacuum system

The unit comes with a high flow-rate vacuum system. The system can be supplied with twin vacuums, useful for surgical procedures. In addition, each HVE vacuum hose features an improved rotating nozzle design for easier operation and greater durability.

Compact space

Ergonomics

The compactly designed Eurus S1 can be installed in a space as narrow as 1.8 metres wide. This allows for unrestricted use, even when both dentist and assistant are working together.



Flexible over-patient arm

The over-patient arm has been designed for treatment in both standing and sitting positions. The dentist or assistant can efficiently administer treatment with plenty of freedom of movement.

Two-hand



Four-hand



Two-hand

The long reach and easy movement of the assistant arm eliminates strain when undertaking two-hand treatment.

Four-hand

In the four-hand position, the large tabletop provides a common space for the dentist and the assistant, delivering more comfortable and efficient operation.

Eurus S1 Continental Rod Type



Improving flexibility

Opting for the Continental Rod Type makes it possible to pick up a handpiece and start treating the patient straightaway without the need for repositioning. The roller guide supports the weight of the hose and offers a smooth rolling motion. There's also no need to look for and guide the handpiece back to the holder. All of which means that there's less strain on the dentist.

Weight reducing roller guide





Lightweight design reduces fatigue

Continental delivery system

With rods and hose of 900 mm in length, the delivery system makes it easy for the dental staff to treat patients from the 8 o'clock direction. The hoses are light and flexible so that they reduce the burden on the wrists of dental staff administering treatment over many hours.

Long reach

The long reach allows you to treat patients easily from the chest position as well as from the chair's side position, thereby making it adaptable to various treatment styles.

Flexible holder

The guide roller at the end of the rod can swivel in multiple directions. This reduces friction and wear on the hose, and means you can deliver treatment more comfortably, wherever you are positioned.

Tension adjustment

Tension can be adjusted to change the weight of each handpiece, thereby reducing hand strain, even when the hose is fully extended.

Eurus S1 'Flexible Delivery System'



Modular & mobile cart options

Should the over-patient delivery system not suit your requirements and working style, the Eurus S1 range offers further flexibility. Combine your standalone chair and fixed cuspidor with either a mobile cart or cabinet mounted modular delivery system.

The treatment centre can be set up as either a left or right hand configuration to suit requirements and as with the over-patient option, the intuitive touch screen offers the same programming abilities, operating all chair, cuspidor and dental light functions.

Where space and ergonomics are important, the freedom and extra mobility this combination gives some practices is paramount.

Left handed set up



Right handed set up

Uncompromised functionality

Smooth gliding mobile cart

Fully height adjustable, the holder type mobile cart offers intelligent touch screen and pre-set functions, controlling the chair, cuspidor and light.

Providing ultimate flexibility, the cart is supremely stable and with smooth running castors easily glides across surgery surfaces with ease.



Important note:

A connecting loom is recommended to be installed *under the surgery floor* from the cabinetry side to the chair base. This keeps the patient entry/exit floor area totally free of trip hazards.

This single loom has everything included to link the air supply, power cables and all control links between the unit head to the chair, cuspidor and light.

- > **Autoclavable unit handle cover, handpiece holders and unit tray silicon mat**
- > **Easy-clean membrane switch panel**
- > **Doctor handpiece control touch screen**
- > **First priority handpiece selection**
- > **Electronic foot control for accurate turbine speed control and integrated lifting handle**
- > **Bien Air MX2 fibre optic micro motor with Pre-set micro motor & torque control with auto-reverse, Endo control and LCD display 2 additional fibre-optic hose**
- or
- > **NSK NLX Plus fibre optic micro motor 2 additional fibre-optic hose**




Cabinet mounted module

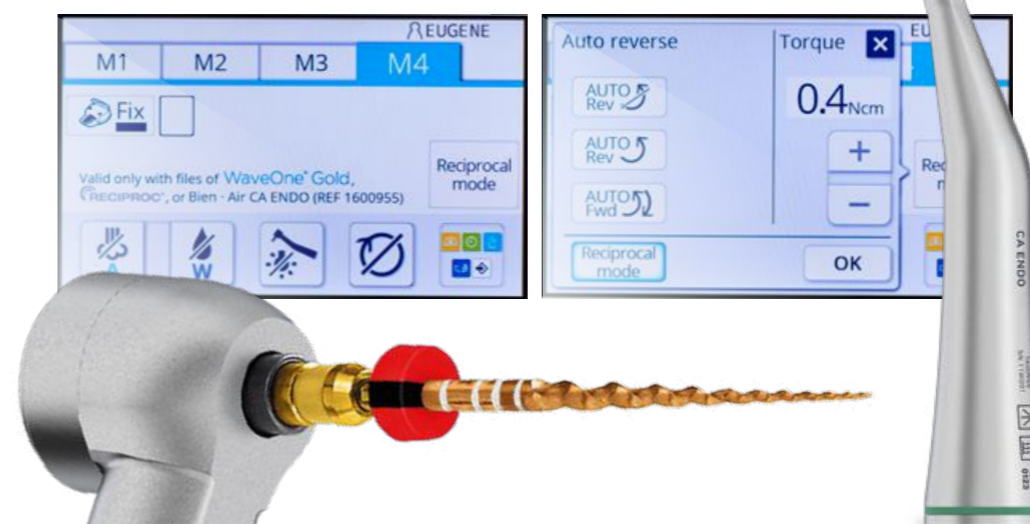
Horizontal delivery system

A completely new styled delivery arm keeps the unit head totally horizontal with zero drift, presenting the intuitive touch-screen and holder type unit.

Identical in every aspect to the mobile cart, the system can be pre-programmed and also gives integrated access to the ingenious Bien-Air WaveOne technology.



WaveOne® Advanced Technology



WaveOne System

Thanks to Bien-Air preparation we can now offer the WaveOne single-file reciprocating system to shape the root canal completely from start to finish. This comprehensive endodontic system brings a new standard of dental care. 4 x safer and almost 3 x faster than using multiple files, this unique, unequal bidirectional reciprocation movement enables the file to rotate 150° counter clock wise, followed by a 30° clockwise rotation.

The Eurus S1 range comes with built-in WaveOne technology.

Smart lighting & precision foot control

921 operating light

The 10 LED operating light delivers advanced natural light at any intensity you choose. Even if your hands or body obscure some of the LEDs, the full beam remains. The slender, circular light fitting is easy to move and simple to clean, with autoclavable light handles easily removed with a single lever action. In addition, the touchless sensor and stepless intensity control dial make it a joy to operate. The design complements the smooth lines of the whole unit as well.



Detail-oriented white light – 5,000 kelvin



Beam intensity range – 4,000 to 32,000 lux



Foot controller



Foot & stork controls

Designed for easy cleaning

Thoughtful details

Everything is designed to assist with faster, easier and more thorough cleaning. Hygiene inside the dental unit is maintained by waterline flushing to assist with patient-friendly treatment. As an environmentally friendly option, the unit can be supplied with an Amalgam Separator, which helps minimise everyday maintenance.



Detachable instrument holder



Bottle enclosure access



Rod and roller assembly



Detachable handle cover



Removable bowl

Easy movement

The light balance arm and head allows precise positioning across three axes. The arm covers a wide area, including the maxillary and mandibular areas of the patient, ensuring perfect illumination at all times. There's also an optional patient viewing mirror.

Comprehensive foot control

The foot controller is compact and highly functional, allowing the coolant water, spray air and chip-blower for the handpiece to be turned on and off while keeping both hands free. The precision electronic controls also ensure accurate turbine speed at all times. To reposition the unit, just slip your foot under the integrated handle – there's no need to use your hands.

Sideways operation

A new press and slide foot controller gives a more refined control of the handpieces. The maximum rpm can be set for the handpiece by using the touch-screen in a quick and intuitive manner.

Stork controls

The stork controls are integrated within the base of the chair and are again easily controllable with your foot. They feature pre-set positioning options and manual fine-tune positioning plus one-touch cancel.

Safety cut-out switch

A safety cut-out switch is located inside the kick plate of the pantograph base. This immediately stops and rises the base of the chair when activated.

Autoclavable holder & handles

The dentist and assistant instrument holders can be detached and autoclaved for cleaning. The operating light handles are supplied in sets of three, ensuring there is no delay between patients. In addition, the surface mat is removable.

Cuspidor access

The sliding cuspidor cover facilitates easy filter access for daily maintenance.

Rod holder

The roller assembly of the rods on the Euris S1 Continental Rod Type can be easily dismantled for better hygiene control.

Removable bowl

The ceramic bowl can easily be detached for cleaning.

Eurus Swivel Chair

- > **Stylish and comfortable**
- > **Fully adjustable**
- > **Effortlessly practical**
- > **Standalone chair**

Flexible comfort

The hydraulic mechanism ensures smooth and quiet adjustment of all moving parts. The new twin-axis headrest system can be fine-tuned in increments of 7.5 degrees across a wide spectrum, ensuring all patients from small children to tall adults are comfortable.

Practical armrests

The armrests are designed with a length and shape that makes it easy for patients to hold. The side-rotating mechanism helps elderly or disabled patients, as well as wheelchair users, to sit and to get out of the chair with ease. They can also use the armrests to support their weight.



Hands-free operation

The chair movements are controlled solely with your foot. It swivels over a radius of 210 degrees, with cable-free base rotation and there's an auto-return feature plus programmable positions. The last-position memory function makes operation quick and easy when patients need to rinse before returning to their precise treatment position.

Robust construction

Like the Eurus S1 Holder Type and the Eurus S1 Continental Rod Type, the Eurus Swivel chair has an increased maximum weight capacity, of 165kg.

Armrest drops for easy entry/exit



Working position



Multi-positional headrest



Attractive and hygienic

The chair features a new-style backrest cushion and new-look vinyl upholstery, with a choice of standard, soft and luxury finishes. There's also a wide colour range to choose from. As always, whatever style you choose, we've ensured everything is easy to keep clean.

Hygiene & Care Products

In order to ensure the longevity of your treatment centre, we highly recommend the following hygiene & care range:

B100 Upholstery Cleaning & Care

For upholstery cleaning & care

B300 Surface Disinfectant

For disinfection of surfaces in line with surgery usage

B700 DUWL Daily Maintenance

The perfect solution for your daily waterline maintenance

B900 DUWL Periodic Shock & Test Treatment

The essential kit to test the state of your biofilm build-up



**For further information, visit:
belmontdental.co.uk**

SALES

LONDON & SOUTH EAST

Eugene O'Malley **T:** 0771 097 9668

**MIDLANDS, SOUTH WEST,
NORTHERN & SOUTHERN IRELAND**

Barry Hunt **T:** 0771 526 3587

NORTHERN ENGLAND & SCOTLAND

Mark Harris **T:** 0786 053 5968

Takara Belmont (UK) Ltd

London Head Office & Showroom

Belmont House, One St. Andrews Way, Bow, London E3 3PA

T: 020 7515 0333

F: 020 7537 6102

E: dental@takara.co.uk

Manchester Showroom

7 Quays Reach, Carolina Way, Salford, Manchester M50 2ZY

T: 0161 743 9992

All showroom visits by appointment only

 **Belmont**