

# A-dec 5000



 a dec®

The A-dec Difference.



## The difference is in the details.

When we design, assemble or test a product, it's always with the question, "What can we do better?" That means paying attention to every bolt, tube and stitch. In the end, it's all of these little things that make a big difference.




### Unique Design

A-dec's unique control block is engineered with patient health in mind. Clean water circulates every time you activate a handpiece, eliminating trapped, stagnant water.



### Pure Innovation

A-dec syringe tips are made from solid brass and copper to resist corrosion and ensure simple, consistent asepsis.



### Scientific Support

Patient studies using pressure mapping with sensors and computerized images don't just claim comfort; they scientifically ensure it.



### Unparalleled Testing

Nothing passes from prototype to manufacturing without undergoing the most rigorous testing conditions—testing to failure.

Premium Performance.  
Ultimate Comfort.





### **Meticulous Craftsmanship**

A-dec scrupulously carries out impeccable standards of quality and craftsmanship from start to finish. You see it in the design. You feel it in the performance. And you depend on it for the life of your practice.

### **Flexible Integration**

A-dec products are engineered to last and last, but technology is ever changing. A forward-thinking flexible design incorporates plug and play spaces into the delivery system for future technology, existing or not.

### **Unsurpassed Access**

It's all about having a clear view, with everything you need at your fingertips. An ultra-thin back and headrest and more compact footprint allow you to get close and work in a comfortable, natural position.

### **Ultimate Comfort**

Is comfort a feeling or a science? It's both. The A-dec 500 chair applies science and pressure mapping to the chair design for proper support and cushioning. Patients can simply settle in and relax.

### **Reliable Components**

If your chair equipment isn't functioning, neither is your office. With a reputation for best quality and a track record for fewer service calls, the A-dec 500 chair is an investment that pays off in the long term.

# Precisely Engineered. Precision Crafted.

**Purposeful design means lasting performance.** There is a delicate balance between design and over-designed. It's a matter of indulging in luxury and beauty, without sacrificing functionality and longevity.



### **Refined engineering.**

A-dec 500 is built for productivity and precision. Meticulous craftsmanship and smart engineering have made it number one among dentists every year since its 2004 introduction.



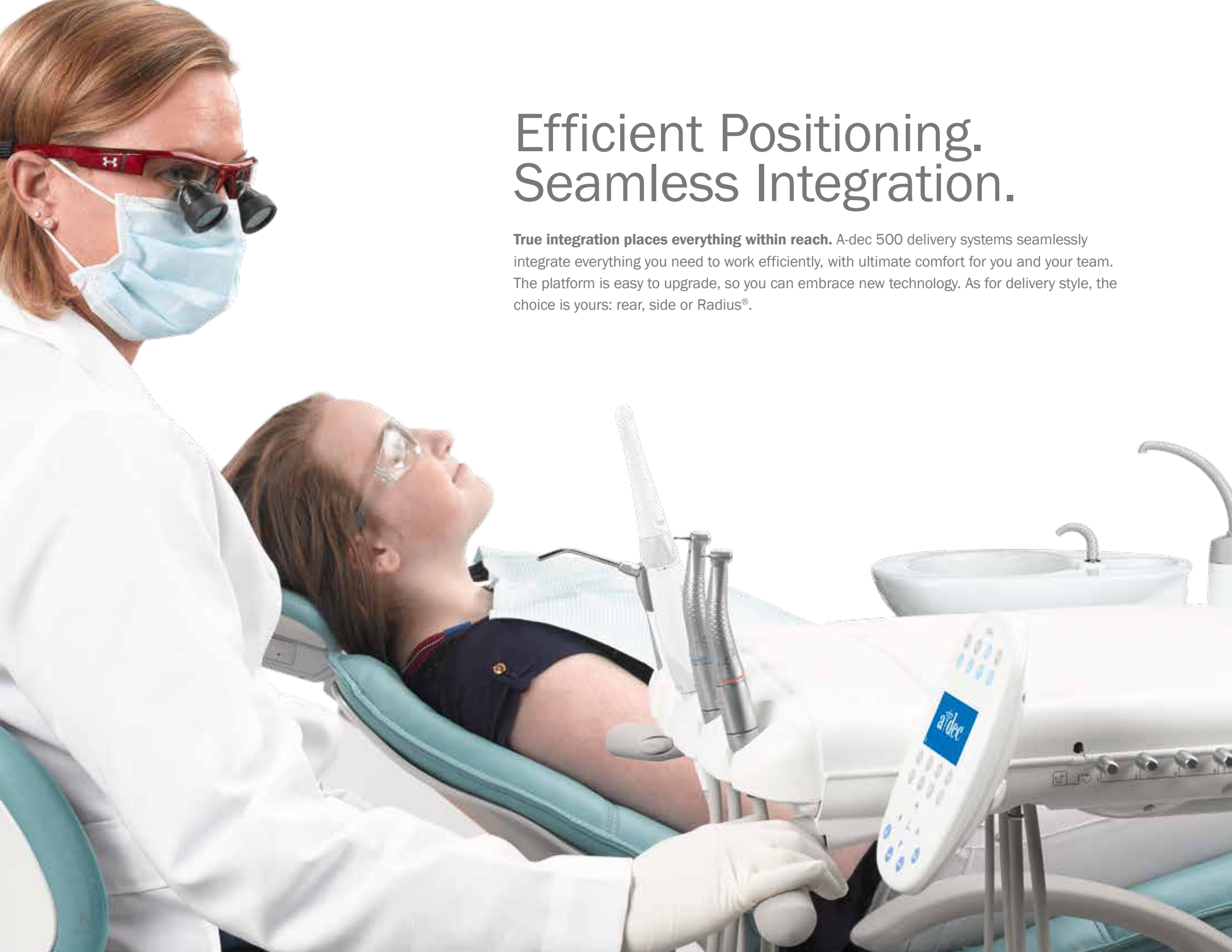
### **Dependable functionality.**

At A-dec, we design and manufacture our own parts so we can control quality. Our hydraulic lift cylinder is backed by a 10-year warranty, and made for a 20-year life.



### **Streamlined aesthetics.**

With a gentle curve under the knees and back that fully supports the patient without sacrificing thinness and access, the A-dec 500 is undoubtedly engineered for comfort.



# Efficient Positioning. Seamless Integration.

**True integration places everything within reach.** A-dec 500 delivery systems seamlessly integrate everything you need to work efficiently, with ultimate comfort for you and your team. The platform is easy to upgrade, so you can embrace new technology. As for delivery style, the choice is yours: rear, side or Radius®.



**Easily integrate ancillaries.**

Effortlessly integrate all of your clinical devices into your delivery system control head: from the intraoral camera and ultrasonic instrument, to curing light and electric motor.



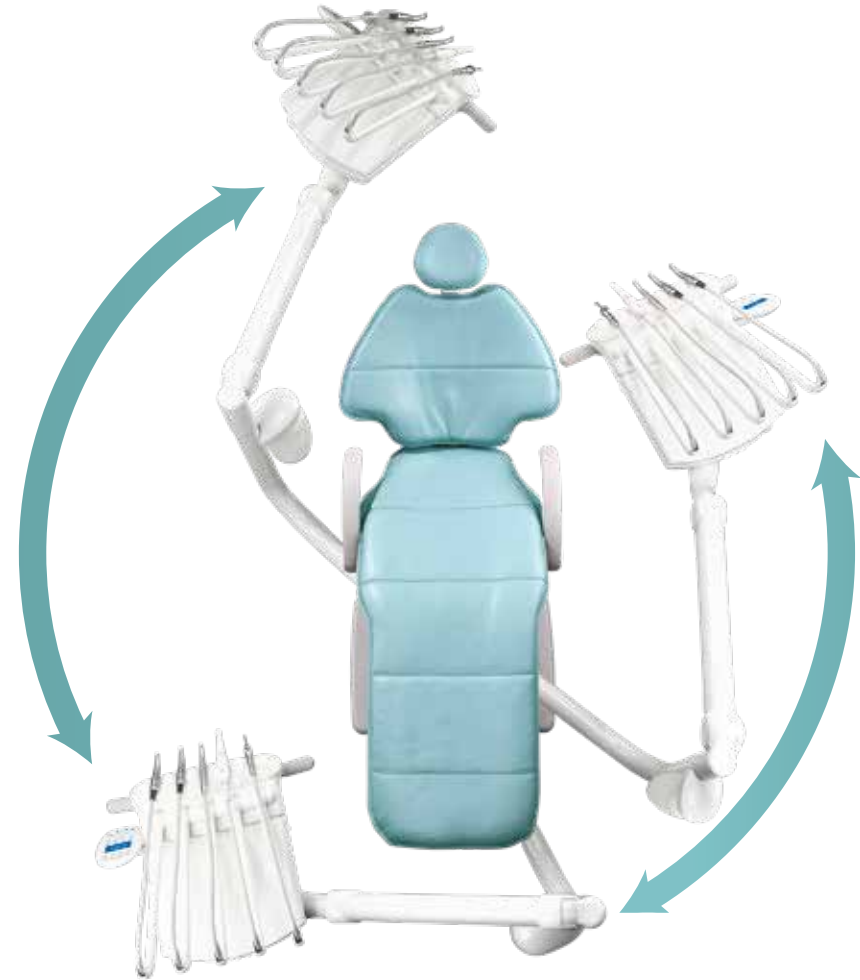
**Access your environment.**

The deluxe touchpad lets you access the lights, integrate devices, chair and all you need to control your operatory from a single touchpoint. With the A-dec Relay, create greater flexibility with non-dental electrical components at the press of an auxillary button.



**Achieve meticulous control.**

With the lever foot control option, a slight, natural shift of the foot delivers precise modulation of your handpiece speed. With your eyes still on patient, you intuitively switch between wet and dry cuts.

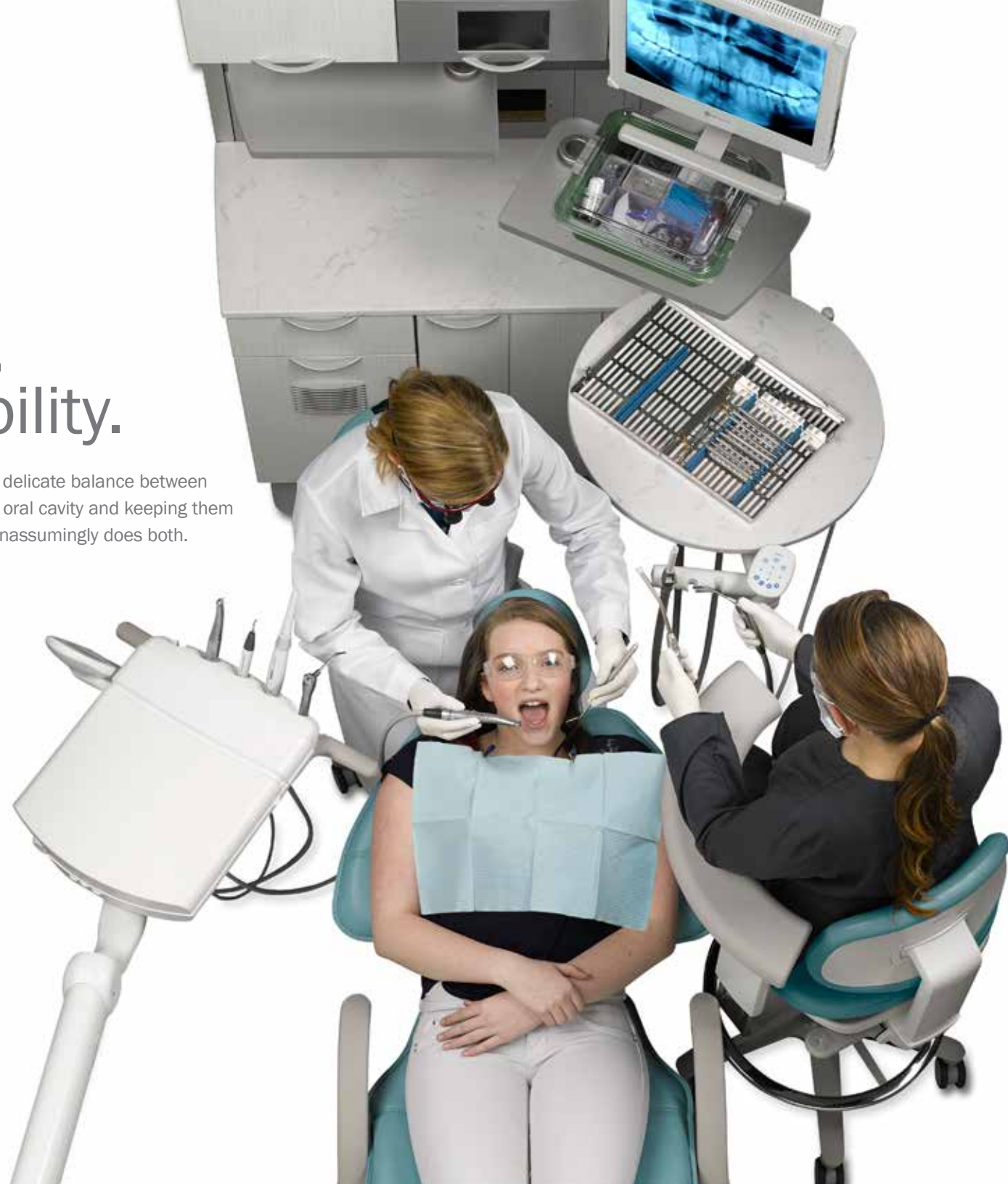


**Complete flexibility.**

A Radius delivery with left/right flexibility and a pivoting control, places everything within reach. Movement and flexibility are a given.

# Easy Access. Optimal Visibility.

**Get a better view from any angle.** There is a delicate balance between positioning patients for optimal access to the oral cavity and keeping them comfortable and supported. The A-dec 500 unassumingly does both.





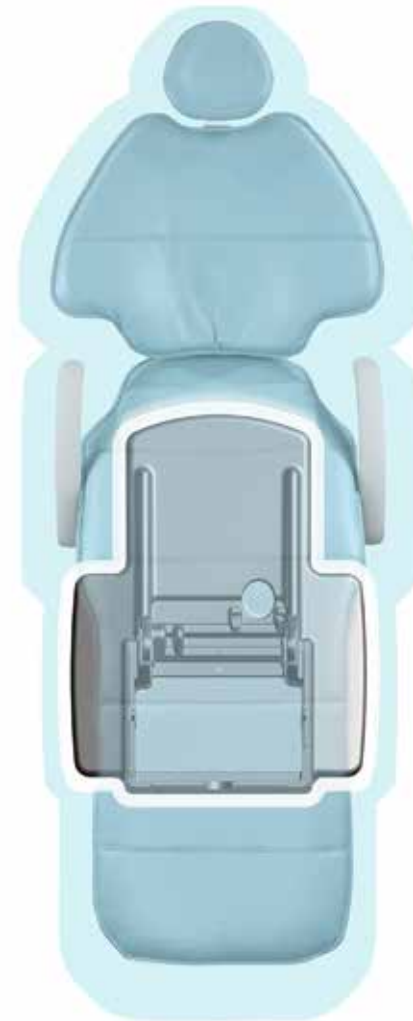
### **Get closer.**

An ultra-thin back and headrest allow you to work in a comfortable position—legs under the patient, elbows at your side.



### **Adjust easily.**

The double-articulating headrest moves with your patient for comfort and support. From your angle, gaining optimal access to the oral cavity is as easy as pressing the headrest adjustment lever.



### **Compact footprint.**

A small footprint and cut-away, cast iron baseplate lets you roll your stool closer to the patient. With six contact points, it's extra stable even on irregular floors.



# Intuitive Ergonomics. Lasting Health.

**Physical comfort when you're working (and when you're not).** Statistics prove that your profession takes a toll on your body. We keep that in mind with every chair and delivery system we design, applying new findings and features to help you work efficiently and effectively, but also comfortably. After all, we know that feeling good and doing what you want in your time out of the office counts, too.



### **Accommodate all heights.**

An adjustable, expanded height range goes from 31.5" (800 mm) all the way down to a lowpoint of 13.5" (343 mm). Anyone on your team can work comfortably, regardless of size.



### **Maintain a healthy posture.**

Add an A-dec 500 performance stool for ultimate comfort and support. Based on a unique dynamic seating design, the stools feature individual performance zones that work in unison to conform and fit you and your every move.



### **Rotate with a swivel.**

60° chair swivel with brake allows 30° rotation on each side of center, so you can position your patients where you need them.



# The Latest Rendition of Comfort.

**So supportive and smooth, it feels custom made.** There is so much about the A-dec 500 chair that makes the patient feel at ease. Take the pressure-mapped cushioning, for example. By reducing pressure points and streamlining support, A-dec engineers increased patient comfort across the entire body. With each chair adjustment, the virtual pivot synchronizes chair movements with the patient for ultimate comfort with a custom-made feel.




### Supportive head and neck rest.

Double-articulating, gliding headrest moves with the patient to cradle the neck and head in comfort.



### Easy in, easy out.

Multi-position armrests rotate out of the way to streamline patient entry and exit.



### Luxury experience.

Innovative Comfort Ride hydraulic lift system results in gentle stops and starts during patient positioning. Coupled with the virtual pivot, which synchronizes movement with the natural motion of the patient, there's no readjusting when the chair is lowered or raised.

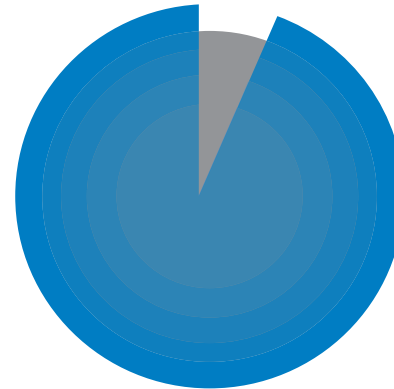
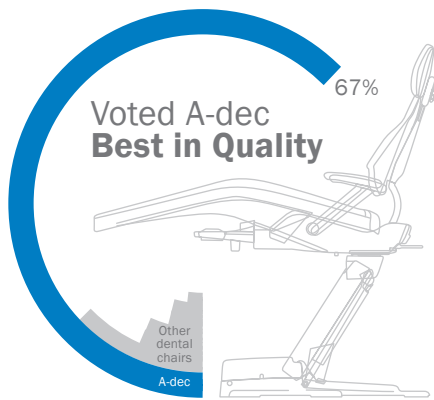


### Instant comfort.

Getting comfortable in the chair isn't the patient's responsibility. It's ours. So we designed it with a back that's narrow at 12 o'clock and wider at the bottom to support the patient's arms and shoulders from the moment they sit down.

# A Wise Investment.

When you lose chair time, you lose income. A-dec has proven reliable time and time again, with fewer service calls and downtime. It's reliability that pays off in the long term.



## Best in Quality

67% of dentists surveyed in a 2015 independent study voted A-dec best in quality.

## Extra Reassurance

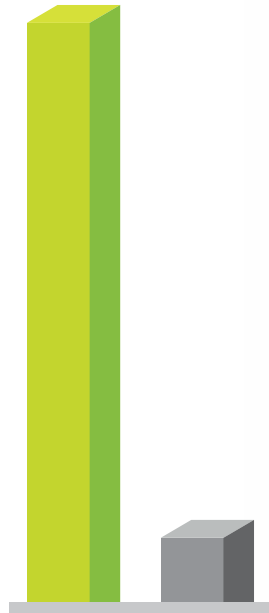
The hydraulic lift components do the heavy lifting, so we backed them with a 10-year warranty.

## Service Tech Approved

95% of service technicians from all dealers surveyed would recommend A-dec most highly to a dentist.

## Simplified Maintenance

A-dec designs with simplicity in mind. Because while smart design with fewer moving parts makes products intuitive, it also lowers their risk of failure. You can count on simple maintenance and fewer service calls.



### A-dec Reliability

All A-dec chairs and equipment are backed with a 5-year warranty for peace of mind. We're partners for the life of your practice.

### Best Long-Term Value

58% of dentists surveyed in a 2015 independent survey voted A-dec the best long-term value (the next closest competitor came in at 14%).

### Pays for Itself

A-dec equipment is designed to last longer, without downtime that costs you income — meaning you have a higher return on every dollar invested.

Independent surveys were completed September 2015, and included 201 general dentists in the U.S.

# Work the Way You Want.

Delivery options place everything within reach.



## Out of sight, out of mind. Rear Delivery

When patients walk into an operatory with an uncluttered, stand-alone chair, anxiety is instantly reduced. The rear delivery supports left- and right-handed positioning for multiple operators and keeps instrumentation out of sight.



## The minimalist approach. Side Delivery

When patients enter the room, all they see is your premium chair, because the instruments and delivery system neatly tuck out of the way. The look is orderly and clean, yet accessible.



## All around ergonomic comfort. Continental Delivery

Perfect balance. Reduced eye fatigue. Left- and right-handed positioning.  
With balanced handpieces and no pullback, everyone can work in comfort.



## Integrated and streamlined. Traditional Delivery

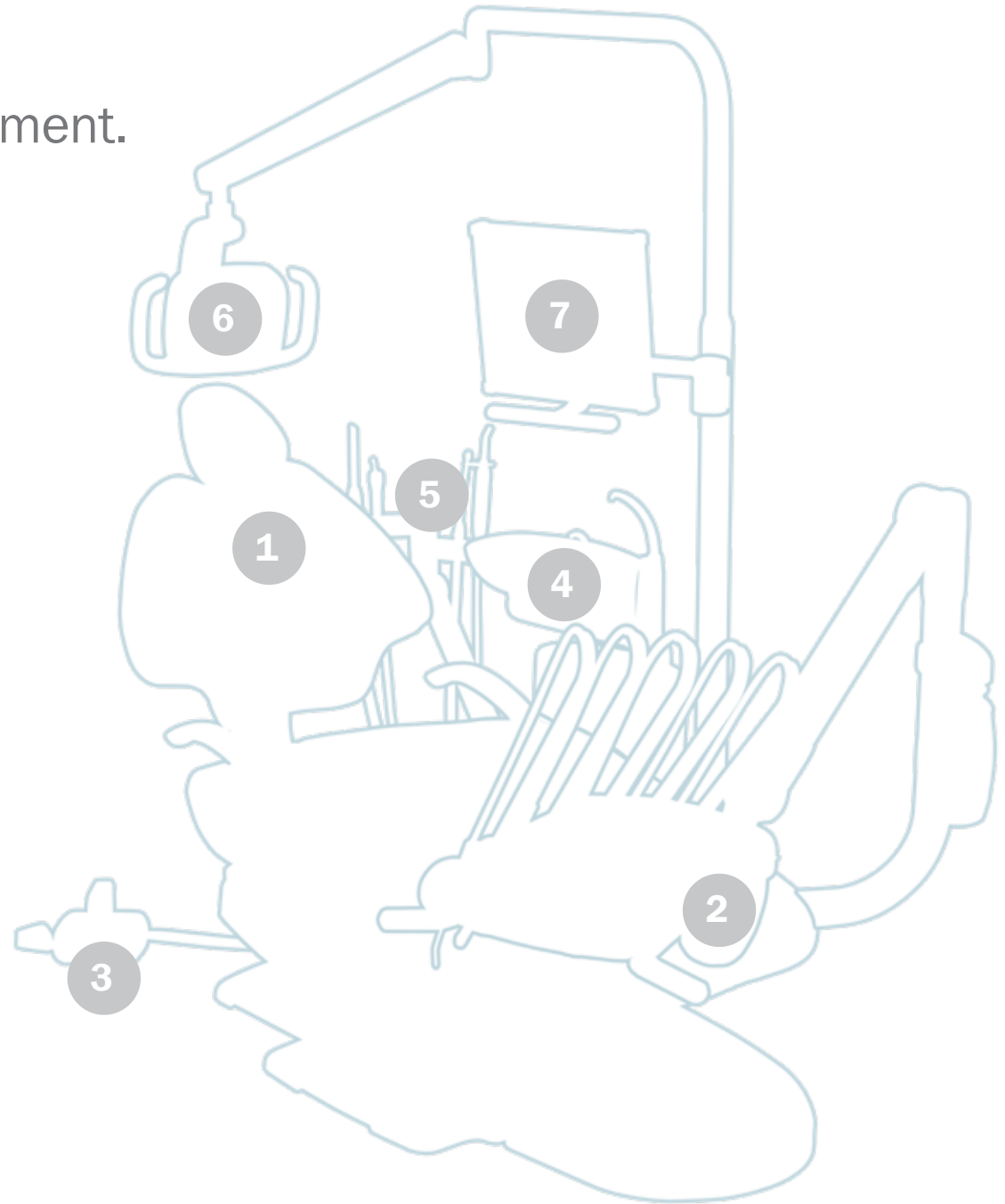
With left- and right-handed positioning and an easy, wide range of  
handpiece and ancillary placement options, the traditional system keeps it  
clean and simple.

# Flexible options.

Customize for your environment.

## Countless combinations.

Once you have selected a delivery system, it's time to tailor controls and accessories to your work style. We're showing some popular options, but there are hundreds of solutions available.





**1 Upholstery**  
Sewn (top) or Formed (bottom)



**2 Touchpad**  
Deluxe (top) or Standard (bottom)



**3 Foot Controls**  
Foot lever (top) or Wet/dry with chip blower (bottom)



**4 Cuspidors**  
Optional



**5 Assistant's Holders**  
12 O'Clock (top) or chair mounted (bottom)



**6 Dental Lights**  
A-dec 500 LED (top) or A-dec 300 LED (bottom)



**7 Monitor Mounts**  
Radius mount (shown), or light post, wall, cabinet, ceiling or track mounted

Two Styles.  
Designed for Comfort.



## Sewn

Thin yet plush, hand sewn, double-stitched upholstery adds sophistication to the operator.

## Formed

Sleek, formed upholstery fits perfectly into a streamlined and modern room.



# Color and Style.

Complement Your Operatory.



## Formed Colors



*sky blue*




*indigo*




*sapphire*



*amethyst*



*lemongrass*



*paprika*




*hazelnut*



*tawny*



*driftwood*




*black*



## Sewn colors

Order your samples at [a-dec.com/InspireMe](http://a-dec.com/InspireMe)



*riviera*



*cyan*



*sky*



*pacific*




*lapis*



*diplomat blue*



*sea mist*



*parrot*



*fuchsia*



*sorbet*



*violet*



*plum*




*butterfly*



*sassy*




*apricot*



*campfire*



*red*




*vintage*



*chamois*



*pecan*




*curry*



*papyrus*



*sable*



*cave*




*silver pearl*




*arctic*




*timberwolf*



*granite*



*charcoal*



*ebony*

Actual colors may vary. See your authorized A-dec Dealer for color samples and the most current product information.

# Specifications

## A-dec 511 Dental Chair

Base height range	Low point: 13.5" (343 mm), 14.5" (368 mm) with A-dec 300 dual mount High point: 31.5" (800 mm)
Backrest	Ultra-thin 1" (25 mm) flexible backrest* (*Based on formed upholstery)
Headrest	Dual-articulating gliding headrest, lever release
Armrests	3-position armrests
Chair swivel	60° (30° each side of center)
Power supply	300-watt
Chair control	Touchpad on delivery system or foot switch
Lift system	Soft start/stop hydraulic drive
Mount style	Radius left/right Dedicated left or right post mount
Upholstery options	Sewn or formed
UL load rating	UL rated to 400 lb. (181 kg.) maximum patient load** (**Load rating is based on UL requirement of 4X (1600 lb./725 kg.) overload static testing)

## Support Center

	561 Support Center		461 Support Center	
	Standard	Optional	Standard	Optional
Cuspidor (with programmable cup fill and bowl rinse timer)	Vitreous china		Vitreous china	
Cuspidor rotation	± 90°		± 45°	
Water system	None	2-liter bottle	None	2-liter bottle
Accommodates amalgam separator		Yes (amalgam separator or water bottle)		Yes (amalgam separator or water bottle)
Mount style	Rear left/right hub mount		Rear left/right hub mount	
Light/monitor mount	No	Yes	No	No

## Dental Lights

	A-dec 500 LED Light	A-dec 300 LED Light
Color temperature	5,000K	5,000K
Light pattern	3.8" x 5.7" at 27.6" focal distance (95 mm x 145 mm at 700 mm)	3.8" x 5.7" at 27.6" focal distance (95 mm x 145 mm at 700 mm)
Light intensity (mode selection)	Low: 15,000 lux (1,394 fc) Medium: 25,000 lux (2,323 fc) High: 30,000 lux (2,787 fc) Cure-safe: 23,000 lux (2,137 fc) yellow light	Low: 8,000 lux (743 fc) High: 25,000 lux (2,323 fc)
Thermal output	77 BTUs (halogen averages 325 BTUs)	51 BTUs
Power consumption	22-watt	15-watt
Light source life expectancy	40,000 hours (~20 years)	40,000 hours (~20 years)
Rotational axes	3-axis: horizontal, vertical, diagonal	3-axis: horizontal, vertical, diagonal

## Monitor Mounts

	A-dec 581 (support-side)	A-dec 482	A-dec 381	A-dec 382 Radius
Tilt style	Floating	Floating	Floating	Locking
Maximum flat-panel monitor weight	20 lbs (9 kg)	20 lbs (9 kg)	20 lbs (9 kg)	31 lbs (14 kg)
Monitor mount tilt	0°-85°	±45°	±45°	±45°
Mount location	A-dec 561 support center	Light post	Light post	Chair (single or dual)

## Delivery Systems

	500 Radius		500 Side		500 12 O'Clock		300 Radius	
Models	A-dec 532 Traditional A-dec 533 Continental		A-dec 542 side		A-dec 541 12 O'Clock duo		A-dec 332 Traditional A-dec 333 Continental A-dec 336 Traditional	
	Standard	Option	Standard	Option	Standard	Option	Standard	Option
Touchpad	Deluxe	Standard	Deluxe	Standard, none	Deluxe	Standard, none	None	Standard, deluxe
Foot control	Wet/dry disc with chip blower	Lever	Wet/dry disc with chip blower	Lever	Wet/dry disc with chip blower	Lever	Wet/dry disc	Wet/dry disc with chip blower or lever
Left/right conversion	Yes		Dedicated left or right		Yes		Yes	
Handpiece holder positions	Traditional - 4 + syringe Continental - 3 + syringe	Warm water syringe Continental - 4 + syringe (includes additional whip assembly)	Traditional - 4 + syringe	Warm water syringe	Traditional - 4 + syringe	Warm water syringe	Traditional - 3 + syringe Continental - 3 + syringe	4 + warm water syringe
Handpiece tubing	Silicone		Silicone		Silicone		Vinyl	Silicone
Intraoral light source	Quad-volt		Quad-volt		Quad-volt		None	Quad-volt
Arm system	Balanced flexarm with air brake		Balanced flexarm with air brake		Manual height adjustment		A-dec 332 & 333 - Balanced flexarm with air brake A-dec 336 - manual height adjustment	
Mount options	A-dec 511		Preference Collection A-dec Inspire	Wall mount	Preference Collection A-dec Inspire, stand-alone		A-dec 411, A-dec 411	A-dec 511
Brake handles	2		1		None		1	2
Water system	2-liter bottle		2-liter bottle		2-liter bottle		2-liter bottle	
Integration	15' USB 2.0 / up to 3 control modules		15' USB 2.0 / up to 3 control modules		15' USB 2.0 / up to 3 control modules		15' USB 2.0 / up to 2 control modules	

## Assistant's Instruments

	551 Assistant's Instrumentation		541 12 O'Clock Duo System		545 12 O'Clock Assistant's Instrumentation	
	Standard	Option	Standard	Option	Standard	Option
Air/water syringe	Quick-disconnect (QD) syringe	Warm water QD syringe	QD syringe	Warm water QD syringe	QD syringe	Warm water QD syringe
Touchpad	Standard touchpad		None	Standard touchpad	None	Standard touchpad
Vacuum instruments	1 x saliva ejector (SE) 1 x high volume evacuation (HVE)	EasyFlex tubing, additional HVE, dual turret	1 x saliva ejector (SE) 1 x high volume evacuation (HVE)	EasyFlex tubing, additional HVE, dual turret	1 x saliva ejector (SE) 1 x high volume evacuation (HVE)	EasyFlex tubing, additional HVE, dual turret
Vacuum tubing	Vinyl	EasyFlex	Vinyl	EasyFlex	Vinyl	EasyFlex
Positioning	Horizontal adjustment	Horizontal and vertical adjustments	Manual vertical adjustment		Manual vertical adjustment	
Mount location	Chair rear mount		Cabinet or floor mount		Cabinet or floor mount	











A-dec 300 | Compact  
Sensible  
Flexible



A-dec 500 | Premium  
Sophisticated  
Robust



A-dec 400 | Smart  
Versatile  
Strong



**A-dec Headquarters**

2601 Crestview Drive  
Newberg, Oregon 97132 USA  
Tel: 1.800.547.1883 within USA/CAN  
Tel: +1.503.538.7478 outside USA/CAN  
Fax: +1.503.538.0276  
a-dec.com

**A-dec Australia**

Tel: 1.800.225.010 within AUS  
Tel: +61.(0)2.8332.4000 outside AUS

**A-dec China**

Tel: 400.600.5434 within CN  
Tel: +86.571.89026088 outside CN

**A-dec United Kingdom**

Tel: 0800.233285 within UK  
Tel: +44.(0).24.7635.0901 outside UK



A-dec, the A-dec logo, A-dec Inspire, Cascade, Century Plus, Continental, Decade, ICX, ICV, Performer, Preference, Preference Collection, Preference ICC, Radius, and reliablecreativesolutions are trademarks of A-dec Inc. and are registered in the United States and other countries. A-dec 500, A-dec 400, A-dec 300, and A-dec 200 are also trademarks of A-dec Inc. None of the trademarks or trade names in this document may be reproduced, copied, or manipulated in any manner without the express, written approval of the trademark owner.

Certain touchpad symbols are proprietary to A-dec Inc. Any use of these symbols, in whole or in part, without the express written consent of A-dec Inc. is strictly prohibited.

The colors and products shown may vary from the actual materials and are subject to change without notice. Please see your authorized A-dec dealer for accurate color samples and the most current product information.

©2017 A-dec Inc. All rights reserved.  
85.6090.25/PP/3M/12-17(8-18)/RevE2